


Classroom Management

Val's Perspective

500 Things to Do in a Lifetime

3 min mingle

About Me



@ValeriaBrownEdu
Val Brown



Touchdown Protocol

- Formative Assessment
- All students stand up to start protocol.
- Pose the question(s) and allow students to touchdown if it applies to them.
- Students return to standing position.

Learning Goal

Pre-service teachers will:

- understand the pieces of the classroom management puzzle.
- develop ideas about classroom management in a future classroom.
- learn several student engagement strategies.

Expectations and Procedures

- Procedures
 - Countdown/If You're Happy and You Know It/Timer
- Expectations
 - Be fully engaged
 - Have fun
 - If you wonder, ask
 - Support each other's learning

What does this picture have to do with classroom management? 4 min.




Deepening Knowledge

- Value Line
- Respect vs. Healthy Fear

My Recurring Nightmare and Teacher Centered Classroom Management



What does this picture have to do with
classroom management? 3 min




Articles

- Read the two articles, “Defining Success” and “Understanding Counterwill”
- Annotate or Text Code
- Identify “A-ha” Moments and Teacher Implications

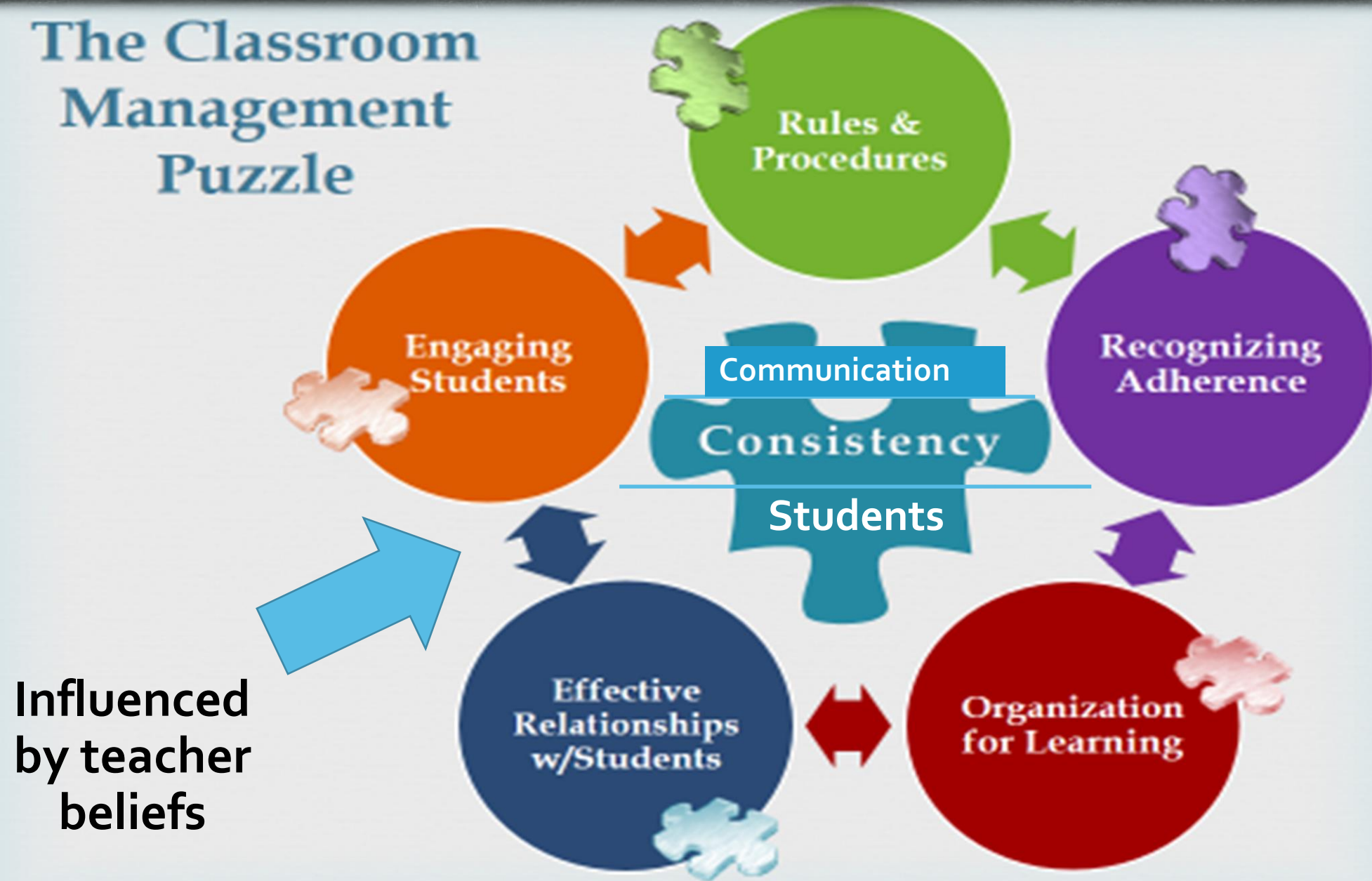
Stand Up Pair Up Protocol

- Stand up with your paper and mingle around the room until the music stops.
- When the music stops stand back to back with a person close to you, so that I know you are ready for the next instructions.
- If you can't find a partner, raise your hand and we will find you a group.
- 2 rounds/2 minutes each

What does this picture have to do with
classroom management? 2 min + Presentations




The Classroom Management Puzzle



Classroom Management Personal Inventory

- Complete the Classroom Management Personal Inventory.
- Temperature Check
 - I will call on one person to answer each question.
 - Please stand up if you have the same answer.
 - One person will briefly explain his/her position



Mrs. Mutner liked to go over a few of her rules on the first day of school.

Today's Learners

- List the characteristics of today's learners on your white paper.
 - Prompts to help you generate the list may include.
 - What do we know about today's youth?
 - What can we infer about how they like to learn?
 - What does that mean for teachers?

1 - Rules and Procedures

- Developing Rules
 - Short, simple, enforceable
- Developing Procedures
 - Lots of them for different reasons: dismissal, absences, quieting class, movement

2 - Recognizing Adherence

- Class Money or Points
- Awards
- Positive Letter Home
- Team or Class Reward*
- Public Applause or Bow
- Celebration Board
- Team or Class Cheers*

3 - Organizing for Learning

- Physical Layout
- Lesson Planning

4 - Effective Relationships with Students



5 – Student Engagement

*“Nothing happens
until someone gets
excited.”*

A wise alternative certification teacher

I Will...By...Because

- Think about each of the puzzle pieces, what you believe about students, and what you know about yourself.
- Create an I Will...By...Because Statement for each puzzle piece as it relates to your future classroom.
- **For example:** I WILL build relationships with my students and parents BY making three good calls home per week BECAUSE I believe that students and parents need to hear the good things that are going on in the classroom.

Classroom Management



Reflection

- Consider all that we did today.
- What classroom management puzzle piece sticks out to you? Why?
- What is one thing that you are definitely taking with you into your future classroom
- What tools and strategies do you now have to help you?

Reflection and Questions

- Contact Me!
- Email - Valeria_brown@scps.k12.fl.us
- Twitter @ValeriaBrownEdu